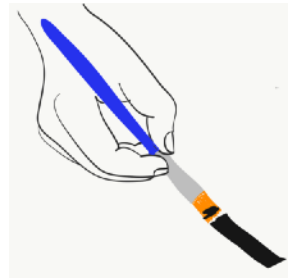




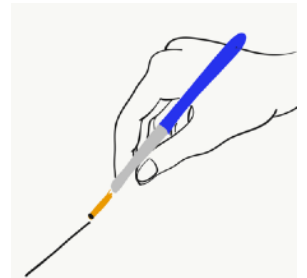
RDC ART GALLERY

TIPS

1. Supplies: You will need a cup of water to rinse your brushes and a paper towel to dry them off.
2. Every color needs 2 layers of paint. Paint a thin layer first, then a second layer after the first layer dries.
3. To reach smaller spaces, use the edge of your paint brush.



FLAT SIDE



EDGE

CONTACT US

info@rdcartgallery.com


www.rdcartgallery.com

[@rdcartgallery](https://www.instagram.com/rdcartgallery)


STEP 1: YELLOW



STEP 2: ORANGE/RED



STEP 3: LIGHT PINK



STEP 4: DARK PINK


Step 4B: Repeat steps 1-4




STEP 5: LIME



STEP 6: TURQUOISE



STEP 7: BLUE



STEP 8: PURPLE

STEP 8B: Repeat steps 5-8



STEP 9: BLACK

