

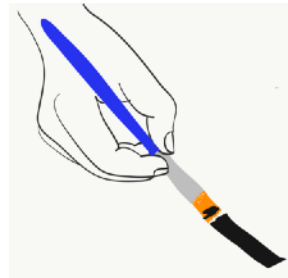


RDC ART GALLERY

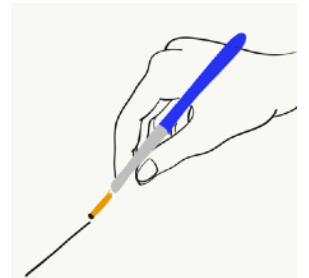
TIPS



1. Supplies: You will need a cup of water to rinse your brushes and a paper towel to dry them off.
2. Every color needs 2 layers of paint. Paint a thin layer first, then a second layer after the first layer dries.
3. To reach smaller spaces, use the edge of your paint brush.



FLAT SIDE



EDGE

CONTACT US

info@rdcartgallery.com

www.rdcartgallery.com

[@rdcartgallery](https://www.instagram.com/rdcartgallery)

STEP 1: BROWN #1



STEP 2: BROWN #2



STEP 3: BROWN #3




STEP 4: BROWN #4




STEP 5: BROWN #5

Step 5B: Repeat steps 1-5



STEP 6: Lime/Teal




STEP 7: Purple



STEP 8: GRAY

STEP 8B: Repeat steps 6-8



STEP 9: WHITE/BLACK

