


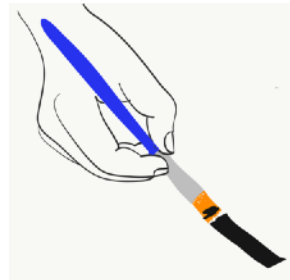


# RDC ART GALLERY

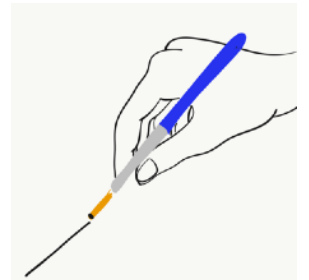
## TIPS



1. Supplies: You will need a cup of water to rinse your brushes and a paper towel to dry them off.
2. Every color needs 2 layers of paint. Paint a thin layer first, then a second layer after the first layer dries.
3. To reach smaller spaces, use the edge of your paint brush.



FLAT SIDE



EDGE

## CONTACT US

[info@rdcartgallery.com](mailto:info@rdcartgallery.com)

[www.rdcartgallery.com](http://www.rdcartgallery.com)

[@rdcartgallery](https://www.instagram.com/rdcartgallery)

# STEP 1: YELLOW



# STEP 2: ORANGE



# STEP 3: LIGHT PINK




# STEP 4: DARK PINK

Step 4B: Repeat steps 1-4






# STEP 5: LIME



# STEP 6: TURQUOISE



# STEP 7: BLUE





# STEP 8: PURPLE

STEP 8B: Repeat steps 5-8



# STEP 9: BLACK

